



### District Report Card: 2017


<b>State:</b> Bihar	<b>District:</b> Purnia
<b>Class:</b> 8	<b>Subject:</b> Language
<b>Schools:</b> 51	<b>Students:</b> 1045


### Participation/Coverage


#### Students

<div>GENDER</div> <div></div>	Boys		Girls	
	Number	%	Number	%
	461	44.11	584	55.89

<div>AREA</div> <div></div>	Rural		Urban	
	Number	%	Number	%
	920	88.04	125	11.96

<div>CATEGORY</div> <div></div>	SC		ST		OBC		GEN	
	Number	%	Number	%	Number	%	Number	%
	113	10.81	54	5.17	802	76.75	76	7.27

<div>CWSN</div> <div></div>	LD	VI	HI	S&LD	ID	Oth
	2	0	1	0	2	1

<div>Management</div> <div></div>	Government		Government-aided	
	Number	%	Number	%
	1019	97.51	26	2.49

### Average Performance of Students in Language (%)

Overall	Gender		Area		Management		Social Group			
	Male	Female	Rural	Urban	Govt.	Aided	SC	ST	OBC	GEN
52.54	55.91	49.87	51.71	58.61	52.12	68.97	52.80	45.56	52.43	58.25

### Performance on Learning Outcomes (LOs)

Learning Outcomes	Description	Average Performance(%)
L813	Read textual/non-textual materials with comprehension and identifies the details, characters, main idea and sequence of ideas and events while reading	52.54

Range of Performance of Students who Answered Correctly							
Below 30%		30% - 50%		50% - 75%		Above 75%	
Number	%	Number	%	Number	%	Number	%
196	18.76	286	27.37	376	35.98	187	17.89

### Lowest Performing Learning Outcomes (LOs)

1 - Read textual/non-textual materials with comprehension and identifies the details, characters, main idea and sequence of ideas and events while reading (52.54)